

Play in the Tokyo Sky

English



TOKYO TOWER GUIDE BOOK

Tokyo Tower
The Best City Landmark

Enjoy day and night at

Lightening rod
Obstruction light

NHK General TV
NHK Educational TV
TV Asahi
Fuji TV
TBS TV
Nippon TV
TV Tokyo
The University of the Air TV
Tokyo Metropolitan Television

Wind Speed Gauge
Digital TV Shared Antenna

■ **Special Observatory (250 m)**

Digital Radio

NHK-FM
Tokyo FM
J-WAVE
The University of the Air-FM
FM Interwave
Nikkei Radio Broadcasting Relay Antenna
TV Station Repeater Antenna

■ **Main Observatory (150 m)**

〈Height 333 m〉

The Tokyo Tower is taller than the 320m Eiffel Tower in Paris, making a major landmark in Japan.

〈Weight 4,000 tons〉


Much lighter than the Eiffel Tower, which weighs 7,000 tons, this is a strong, lightweight steel tower.

〈Opened in 1958〉

This is the year that Brazil won its first soccer World Cup and that instant ramen was introduced.

■ **Tokyo Tower
Foot Town**





Guide Map

Special Observatory



In the day time you can see as far away as Mt. Fuji and Mt. Tsukuba and at night you can enjoy the Tokyo nightscape amid a fantastical atmosphere.

Main Observatory

- Special Observatory ticket sales area
- Rental scope reception desk
- 2F Tower Daijingu Shrine
- Goods shop
- View explanation boards
- Club333 Specially Set Up Stage
- Café La Tour
- Lookdown Window



This window provides an impressive view looking down from a height of 145 meters. Why not try an exciting aerial stroll?

Foot Town

- RF Amusement Park Roof Garden
- Glass Plaza
- Noppon's Magical Dungeon
- 4F NOPPON LAND
- Game Corner
- Tokyo Tower Wax Museum
- 3F SPACE WAX
- TOWER GALLERY333
- Tokyo Souvenir Shop Town
- Food Court
- 2F Restaurants
- Shops
- Elevator Hall
- 1F Aquarium Gallery
- FamilyMart

1F main entrance
ticket sales area

2F exit and b

● The Main Observatory (150 m) has two stories. The ascending elevator arrives at the Main Observatory 2nd floor. The descending elevator arrives at the Main Observatory 1st floor. ● When returning to the parking lot, please use the Foot Town 2nd floor exit. ● Please use the Foot Town inside elevator or the Foot Town.

Enjoy day and night at

Guide Map

Lightening rod
Obstruction light
NHK General TV
NHK Educational TV
TV Asahi
Fuji TV
TBS TV
Nippon TV
TV Tokyo
The University of the Air TV
Tokyo Metropolitan Television
Wind Speed Gauge
Digital TV Shared Antenna

Special Observatory (250 m)

Height 333 m

The Tokyo Tower is taller than the 320m Eiffel Tower in Paris, making a major landmark in Japan.

Weight 4,000 tons

Much lighter than the Eiffel Tower, which weighs 7,000 tons, this is a strong, lightweight steel tower.

Opened in 1958

This is the year that Brazil won its first soccer World Cup and that instant ramen was introduced.

**Tokyo Tower
Foot Town**

Special Observatory



In the day time you can see as far away as Mt. Fuji and Mt. Tsukuba and at night you can enjoy the Tokyo nightscape amid a fantastical atmosphere.

Main Observatory

Special Observatory ticket sales area
Rental scope reception desk
2F Tower Daijingu Shrine
Goods shop
View explanation boards
Club333 Specially Set Up Stage
Café La Tour
Lookdown Window




This window provides an impressive view looking down from a height of 145 meters. Why not try an exciting aerial stroll?

Foot Town

RF Amusement Park Roof Garden
RF Glass Plaza
4F Noppon's Magical Dungeon
4F NOPPON LAND
Game Corner
Tokyo Tower Wax Museum
3F SPACE WAX
TOWER GALLERY3-3
Tokyo Souvenir Shop Town
Food Court
2F Restaurants
Shops
Elevator Hall
1F Aquarium Gallery
FamilyMart

1F main entrance / ticket sales area
2F exit and bus stop

● The Main Observatory (150 m) has two stories. The ascending elevator arrives at the Main Observatory 2nd floor. The descending elevator departs from the Main Observatory 1st floor. ● When returning to the parking lot, please use the Foot Town 2nd floor exit. ● Please use the Foot Town inside elevator or the stairs to move within Foot Town.



the symbol of Tokyo.



Fantastic and Dramatic
Cosmic Space

Night time Special Observatory

The glimmering blue, red, and green LEDs and sound effects create a science fiction like futuristic and cosmic floating sensation.



Nightscape and Music
Collaboration

Club333

On Wednesday and Thursday nights skilled artists give live performances against the nightscape. On Friday nights there is an open-air DJ time on the entire main Observatory where guests can request numbers.



Special Day Only Light Veil

Diamond Veil

New light up performs in the Tokyo night. On special days the Tokyo Tower glitters like it is covered in a diamond veil.



Check the Tokyo Tower website for Club333 events and the diamond veil lighting schedule.

Tokyo Tower

SEARCH

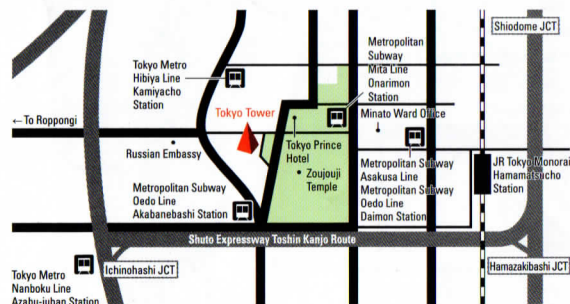
■ Tokyo Tower Business Hours (Open year-round)

	Main Observatory (150 m)	Special Observatory (250 m)
Business hours	9:00 to 22:00 (Last admission 21:45)	9:00 to 22:00 (Last admission 21:30) *The last admission time may be earlier when the tower is crowded with visitors.
Floors	To Main Observatory	From Main Observatory to Special Observatory
Observation fee (Individuals)	(Senior high school students or older) ¥820 (Junior high school students and primary school pupils) ¥460 (4 years old and over) ¥310	(Senior high school students or older) ¥600 (Junior high school students and primary school pupils) ¥400 (4 years old and over) ¥350

■ Pay Facilities in Tokyo Tower Foot Town (Open year-around)


Business hours	10:00 to 21:00 (Last admission 20:30)		
Fee	Noppon's Magical Dungeon	(Senior high school students or older) ¥500	(4 years old and over) ¥400
	Wax Museum	(Senior high school students or older) ¥500	(4 years old and over) ¥350
	SPACE WAX	(Senior high school students or older) ¥500	(4 years old and over) ¥350
Business hours	10:00 to 18:00 (Last admission 17:30)		
Fee (Hours)	NOPPON LAND *The extension fee is only for children.	(Adult: Accompanying a child)	30 min ¥300
		(Child: Up to elementary school 2nd grader)	30 min ¥400
		(Extension)	Each 10 min ¥100

● Posted admission fees include Consumption Tax. ● Please understand that the Special Observatory may be closed or the hours of operation altered due to bad weather or other factors. ● Please make application for groups (group discount for 30 or more people) at the Tokyo Tower Business Section. ● The Aquarium Gallery, Tokyo Souvenir Shop Town, and Amusement Park Roof Garden have different business hours depending on the season. ● Persons with disabilities bringing their disability card with them will receive special discounts.



Line	Disembark Station/Exit	Travel Time
Metropolitan Subway Oedo Line	Akabanebashi Station/Akabanebashi Gate	5 min. walk
Tokyo Metro Hibiya Line	Kamiyacho Station/Exit No.1	7 min. walk
Metropolitan Subway Mita Line	Onarimon Station/Exit A1	6 min. walk
Metropolitan Subway Asakusa Line	Daimon Station/Exit A6	10 min. walk
JR Yamanote Line	Hamamatsucho Station/North Exit	15 min. walk

Noppon Blog being updated!



Older Brother Younger Brother
The Noppon Brothers



<Inquiries>

NIPPON TELEVISION CITY CORPORATION

4-2-8 Shiba-Koen, Minato-ku, Tokyo, Japan 105-0011

Tel.: 03-3433-5111

<http://www.tokytower.co.jp>

